



ELECTRONIC BED MANAGEMENT


PRESENTATION OF MIYA BED MANAGER- SEPTEMBER 2015




Leanne Dillon

Vice President Clinical
Engagement
Alcidion Corporation

- Internal communication
 - Many phone calls, paper notes
 - Interruptions to patient care
 - Allied health staff had to find nurses to tell them when they had seen a patient
 - ED demand not visible to ward staff
- Inability to obtain real time clinical information at the point of care
- No notification when the patient condition has deteriorated.
- Constant tensions between Elective Surgery Demand & the 4 hour ED NEAT target time.
- Inability to see current barriers to patient progress.
- Lack of transparency in the process of discharge.
- Lack of transparency in the estimated discharge time:
 - Discharge target is not agreed and worked on by the whole care team.
 - No systematic escalation.



- No real time view of hospital capacity
- No transparency around ward bed status
- Current processes are:
 - Manual
 - Paper based
 - Phone calls
 - No visibility of actual bed state (hidden beds)
- Systems don't talk so staff have to access multiple IT systems and the phone
- The lack of an effective electronic bed management system at Western Health identified as a key block in the appropriate management of patient access



Administrative

PAS HL7 Admit, Discharge, Transfer

PAS HL7 Patient Demographics

PAS Export Elective Admissions

Emergency IS Patients, Admit Requests

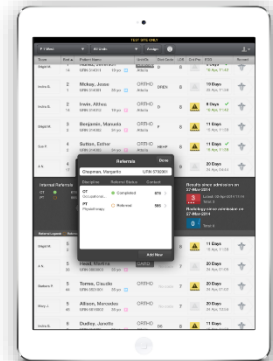
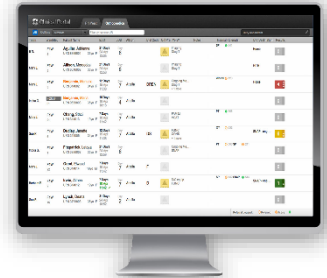
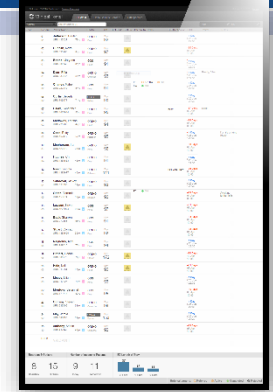
Clinical

Laboratory Results

RIS Orders, Bookings

PACS Images

Active Directory Roles, Users



Western Hospital [Footscray] 4:21 PM

Dashboard Admissions Transfers ED

Peri Operative & Critical Care Services

Ward	Unltd	Bldrs	Open	Doc	Wskn	Closed	ED Admt	D Admt	Elective Admt	Transfer In	Conf DC Today	Pol DC Today	Conf DC Tom	Pol DC Tom	Transfer Out
F1W	3	1	24	18	6		2	1			0	1	1		
F2W	4		15	8	7		1	3			1		2		
F3E			15	12	3						0	1	2	3	
FCCU	0		10	8	2		2	2			2		2		
EDUROL	3	2	22	20	2						1				
FICU	-1		20	17	3		4				0			2	
Total	10	3	106	83	23		10	6			4	2	5	7	

Emergency, Medicine & Cancer Services

F1E	5		15	8	7			3			1		2		
F2B	1		15	12	3						0	1	2	3	
F2C	4		24	18	6		2				0		2		
F2D	2	2	22	20	2			1			1				
F2E	-1		20	17	3		4				0			2	

Clinical Portal

Search: 1W

Team	Ref #	Patient Name	Unit	ED	LOS	Adm Code	Chg Prv	Internal Referrals	Discharge	ED	Notes	Comments
Audrey M	03	Fanastasi, Marco	Orthoae	Aud Wkld	Day 7	DMMO	Wkld	Wkld	1 Day	25 Jan 22:30	Wkld	Here are some notes that have been saved...
03 VACANT												
Audrey M	03	Fanastasi, Marco	Orthoae	Aud Wkld	Day 7	DMMO	Wkld	Wkld	1 Day	25 Jan 22:30	Wkld	Here are some notes that have been saved...
03 VACANT												
Audrey M	03	Fanastasi, Marco	Orthoae	Aud Wkld	Day 7	DMMO	Wkld	Wkld	1 Day	25 Jan 22:30	Wkld	Here are some notes that have been saved...
03 VACANT												
Audrey M	03	Fanastasi, Marco	Orthoae	Aud Wkld	Day 7	DMMO	Wkld	Wkld	1 Day	25 Jan 22:30	Wkld	Here are some notes that have been saved...
03 VACANT												
Audrey M	03	Fanastasi, Marco	Orthoae	Aud Wkld	Day 7	DMMO	Wkld	Wkld	1 Day	25 Jan 22:30	Wkld	Here are some notes that have been saved...
03 VACANT												

Clinical Portal

Search: F 1 Week Orthopaedics

Team	Ward Bed	Patient Name	EDG	LOS	Adm Code	Diet Code	Crg Prv	WW	Notes	Internal Referrals	Discharge	Results
Barbara P	F1W 2	Irwin, Athos URN 314012	7 Days 18 Apr 11:42	Day 7	Atalla	D			DIC bleed FUNC	SP	SNAP - org	1
Bright M	F1W 2	Mckay, Jesso URN 314061	20 Days 23 Apr 11:38	Day 7	Atalla	DREN			CONS Imaging	OTH	Soc Accon	6
Mary J	F1W 3	Benjamin, Manuela URN 314002	12 Days 19 Apr 11:38	Day 7	Atalla	DREN			Chipping Me... Chg Prv	Wound	Home	4
Mary J	F1W 4	Sutton, Esther URN 314003	12 Days 19 Apr 11:38	Day 7	Atalla	HEHP			CONS Sx	Dis	HTH	4
F1W 5	Allison, Mercedes URN 6516002	21 Days 24 Apr 12:50	Day 6									0
F1W 6	34yo M		12 Days 15 Apr 11:38	Day 7	Atalla	D				OT		3
F1W 7	35yo M		21 Days 24 Apr 13:02	Day 6					CONS Imaging	PT		0
F1W 8	38yo M		21 Days 24 Apr 13:05	Day 6						OT		0
F1W 9	34yo F		12 Days 15 Apr 11:38	Day 7	Atalla	DS			FUNC CONS	OT	SNAP - org	6
F1W 10	34yo F		12 Days 15 Apr 11:38	Day 7	Atalla	DREN				PAC	W D Ed	4

Referral Legend: Confirmed Active Completed Hospitalized

Clinical Portal

Search: 1W

Team	Ward Bed	Patient Name	EDG	LOS	Adm Code	Diet Code	Crg Prv	WW	Notes	Internal Referrals	Discharge	Results
Mary J	F1W 3	Benjamin, Manuela URN 314002	12 Days 19 Apr 11:38	Day 7	Atalla	DREN			Chipping Me... Chg Prv	Wound	Home	4
Mary J	F1W 4	Sutton, Esther URN 314003	12 Days 19 Apr 11:38	Day 7	Atalla	HEHP			CONS Sx	Dis	HTH	4
F1W 5	Allison, Mercedes URN 6516002	21 Days 24 Apr 12:50	Day 6									0
F1W 6	34yo M		12 Days 15 Apr 11:38	Day 7	Atalla	D				OT		3
F1W 7	35yo M		21 Days 24 Apr 13:02	Day 6					CONS Imaging	PT		0
F1W 8	38yo M		21 Days 24 Apr 13:05	Day 6						OT		0
F1W 9	34yo F		12 Days 15 Apr 11:38	Day 7	Atalla	DS			FUNC CONS	OT	SNAP - org	6
F1W 10	34yo F		12 Days 15 Apr 11:38	Day 7	Atalla	DREN				PAC	W D Ed	4

4:21 PM 22%

Western Hospital [Footscray] Dashboard Admissions Transfers ED

Peri Operative & Critical Care Services [Collapse](#)

Ward	Unallo	Bldrs	Open	Occ	Wear	Closed	ED Admit	D Admit	Elective Admit	Transfer In	Conf DC Today	Pot DC Today	Conf DC Tom	Pot DC Tom	Transfer Out
F1W	3	1	24	18	6		2	1			0	1	1		
F2W	4		15	8	7		1	3			1		2		
F3E	1		15	12	3						0	1	2	3	
FCU	0		10	8	2		2	2			2			2	
FDUROL	3	2	22	20	2						1				
FICU	-1		20	17	3		4				0			2	
Total	10	3	106	83	23		10	6			4	2	5	7	

Emergency, Medicine & Cancer Services [Collapse](#)

F1E	5		15	8	7			3			1		2		
F2B	1		15	12	3						0	1	2	3	
F2C	4		24	18	6		2				0			2	
F2D	2	2	22	20	2			1			1				
F2E	-1		20	17	3			4			0			2	

- Miya – e-health guidance systems
- Increased transparency about patient flow, bed capacity and demand
- Reduces the ‘noise’ associated with bed management
- Provides management with real time data
 - Process of discharge planning
 - Why discharge is delayed





Ashleigh Wilby

Marketing Manager

Alcidion Corporation

Ashleigh.Wilby@alcidion.com